




MARIAN COLLEGE KUTTIKANAM
(AUTONOMOUS)

Restrictions to Vehicles

Submitted to
THE NATIONAL ASSESSMENT AND ACCREDITATION COUNCIL (NAAC)
FOURTH CYCLE OF ASSESSMENT

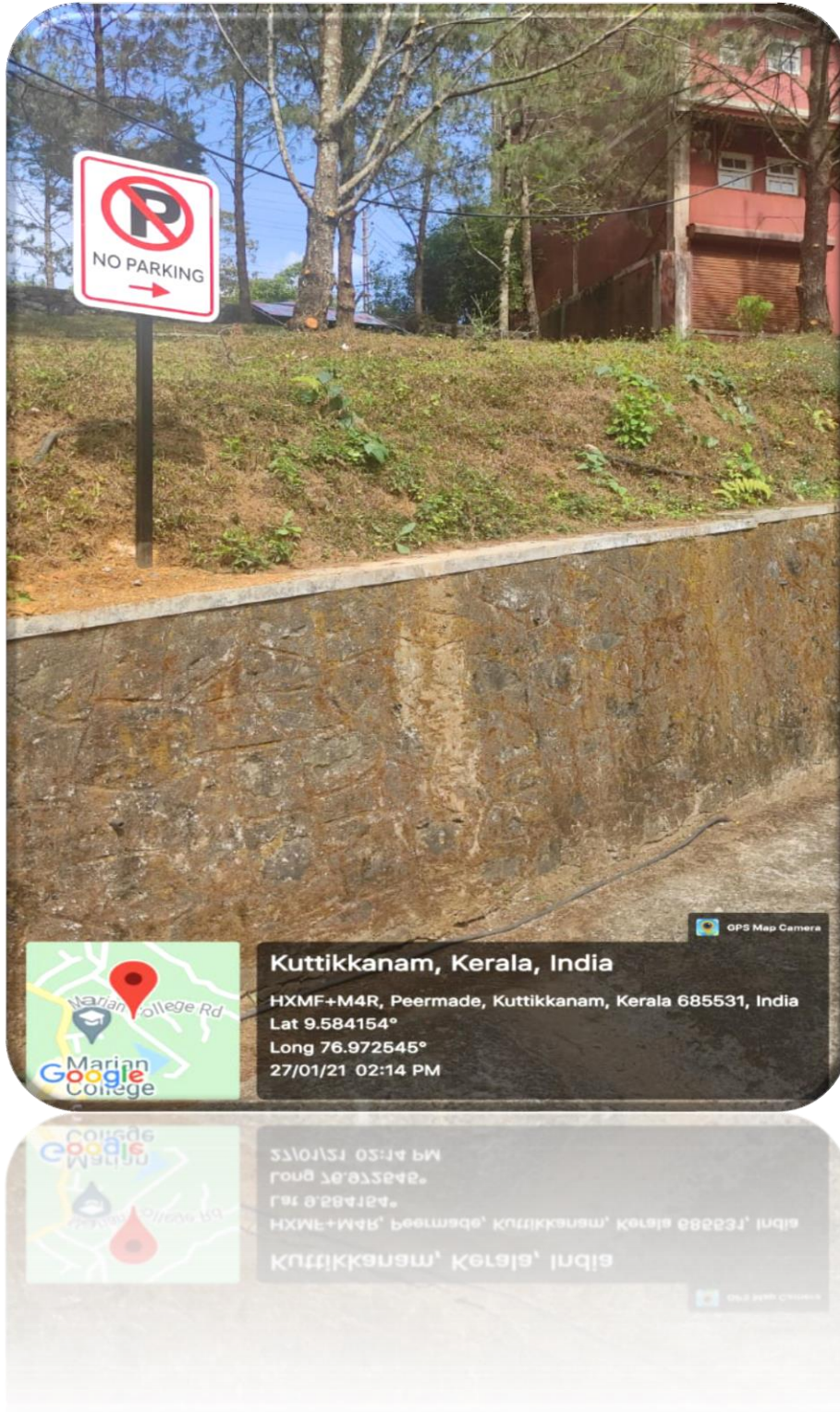
7.1.5.1 Restrictions to Vehicles

Appropriate entry and parking of vehicles and their speed inside the campus are indicated on signboards within the campus. Separate parking facilities are also arranged for both two-wheelers and four-wheelers at four locations. Both faculty and students are encouraged to park their vehicles in the designated parking places only.



The restricted entry of vehicles in front of the administrative block is indicated on the signboard. The entry beyond this point is allowed with special permission.









The signboard exhibiting the restricted parking of vehicles in front of Maryknoll boys' hostel.



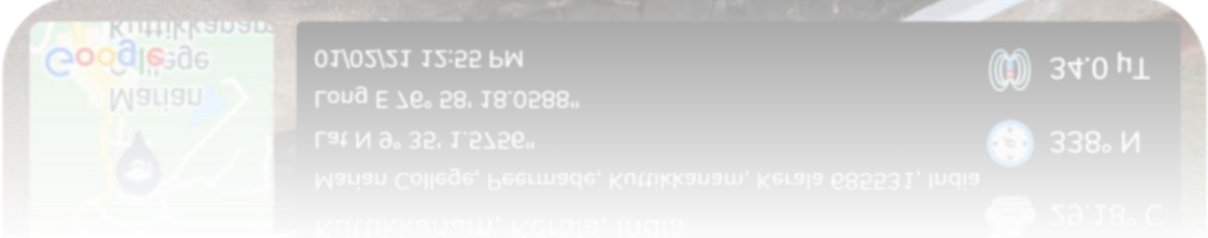



 **Kuttikkanam, Kerala, India**  29.18° C
Marian College, Peermade, Kuttikkanam, Kerala 685531, India
Lat N 9° 35' 1.5756"  350° N
Long E 76° 58' 18.0588"
01/02/21 12:57 PM  36.0 μT

 0105121 12:57 PM  36.0 μT
Long E 76. 58. 18.0288..  320. N
Marian College, Peermade, Kuttikkanam, Kerala 685531, India
Kuttikkanam, Kerala, India  29.18. C

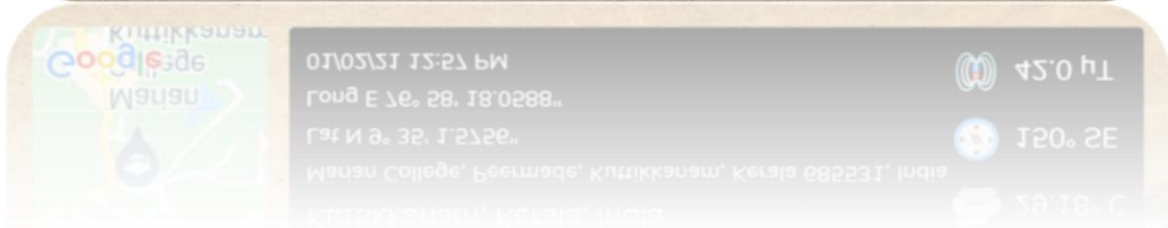
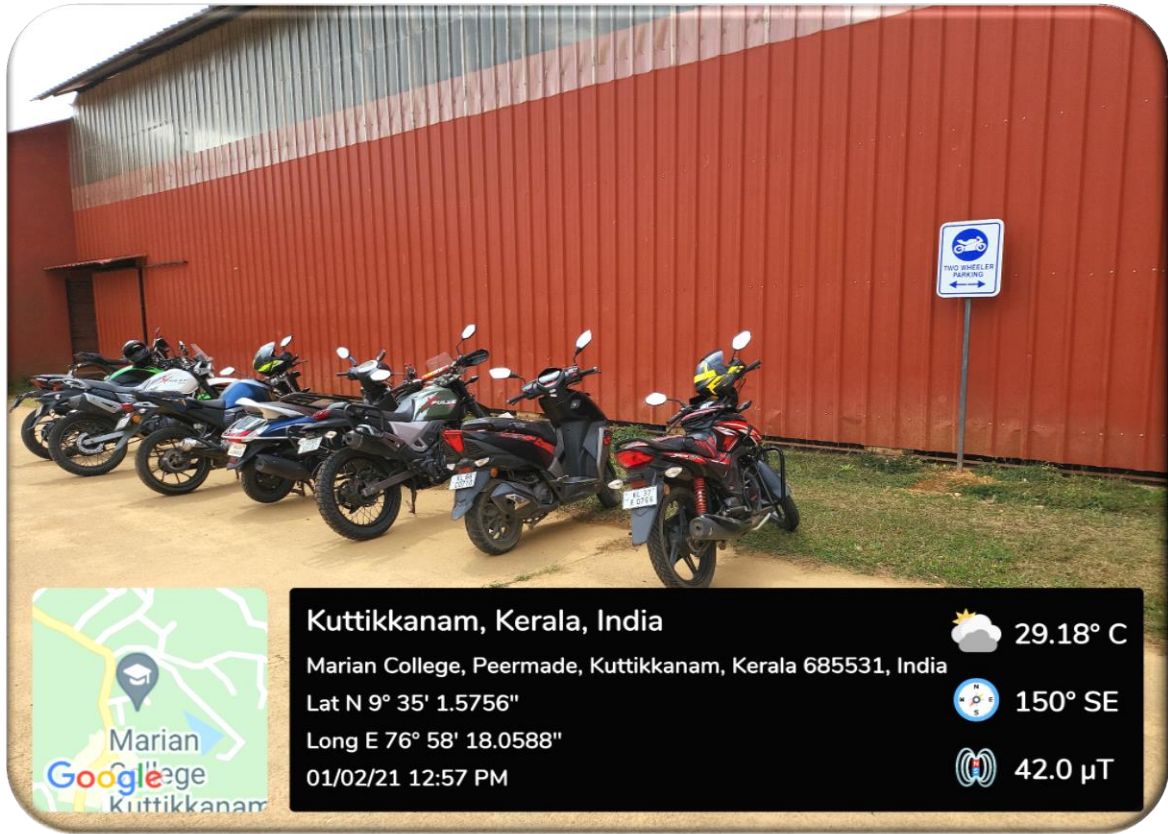
The signboard showing the speed limit in the campus





The signboard showing the parking area for vehicles in the campus





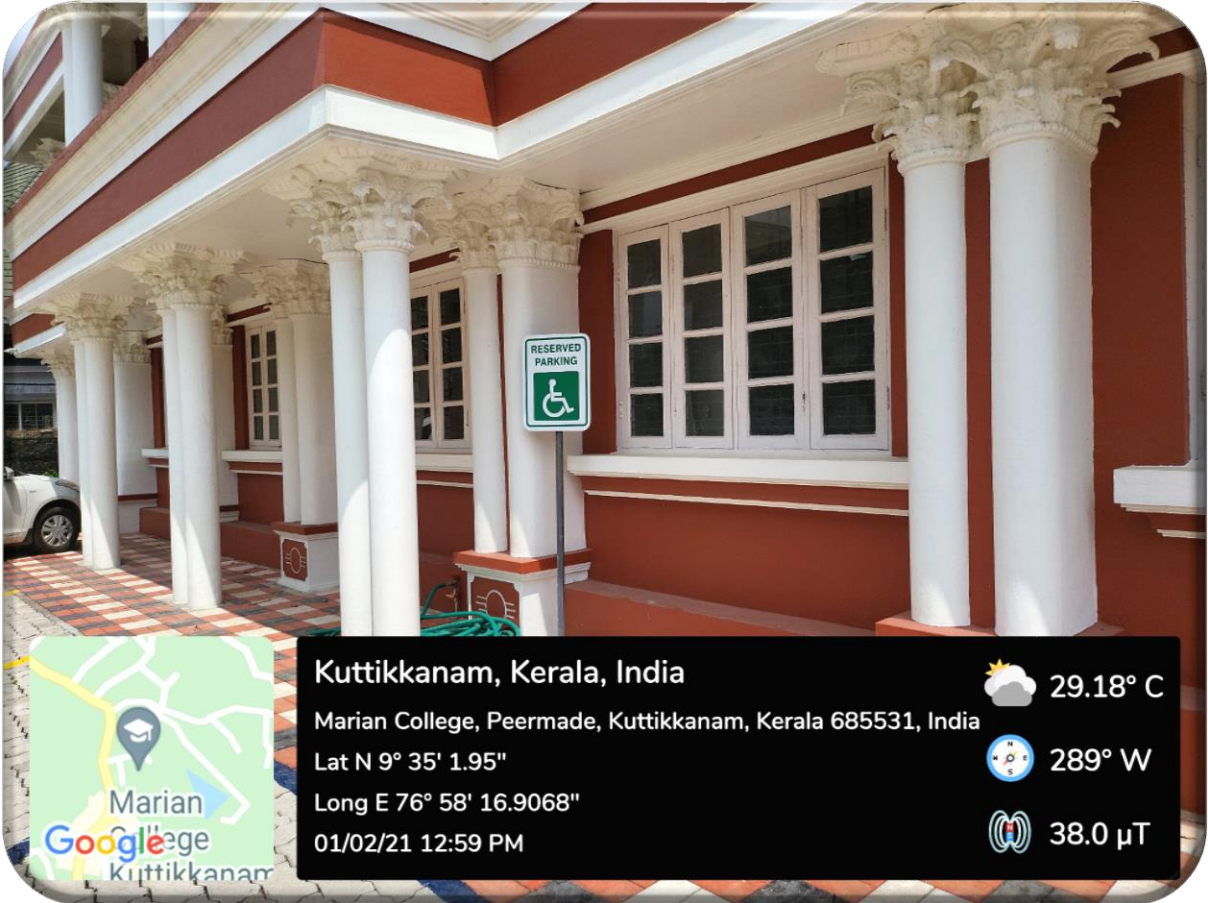
Two wheeler parking in the campus





Staff parking area near the guest house





A board displays the parking slot reserved for differently-abled persons.





Slots marked for car parking near the administrative building



Carpooling Facilities

Carpooling has become a regular practice for the students and faculty of Marian. The College encourages such practices that reduce the number of vehicles arriving in the campus. It reduces pollution and minimizes the fuel budget of students and faculty. This practice is adopted by a large number of students and faculty and its expenditure is documented for effective coordination

NAME	NOV-DEC 21				TRIP		TOTAL	JT	JC	A	Net			
	29	30	01	02	03	04								
DR RAJ	160	170	133	165	180	80	6	6	888	+127	+122	-	-	249
DR JOSH	160	170	133	165	180	80	6	6	888	-	-70	-	-	70
DR JOBY	85	85	133	165	180	80	5	5	728	-	-	-	-	-
DR BEN	160	170	133	165	90	-	4	4	663	250	280	133	-	663
MS SIMI	85	85	70	85	-	-	2	1	230	85	75	70	-	231
MR ALAN	85	-	-	-	90	-	1	1	210	175	35	-	-	210
MR ARUN	150	50	50	-	-	-	2	1	200	100	50	50	-	200
MS MELBI	-	-	-	-	-	-	-	-	-	-	-	-	-	-
DR RAJ	Prov - 406 - 4 = 402/-								60	440	253	-	-	-
DR JOBY	Prov - 339 - 440 = 101								-	70	-	249	-	-
ALLAN	Prov 1619 + 210 = 1829								540	-	-	-	-	-

Screenshot of carpooling expenditure by Dr.Raji Mol, Dr.Joshy John, Dr.Jobby Cyriac, Dr Benimol Jose, Ms.Simi John, Mr.Alen Kuriakose, Mr.Arun George and Ms.Melbi Joseph

